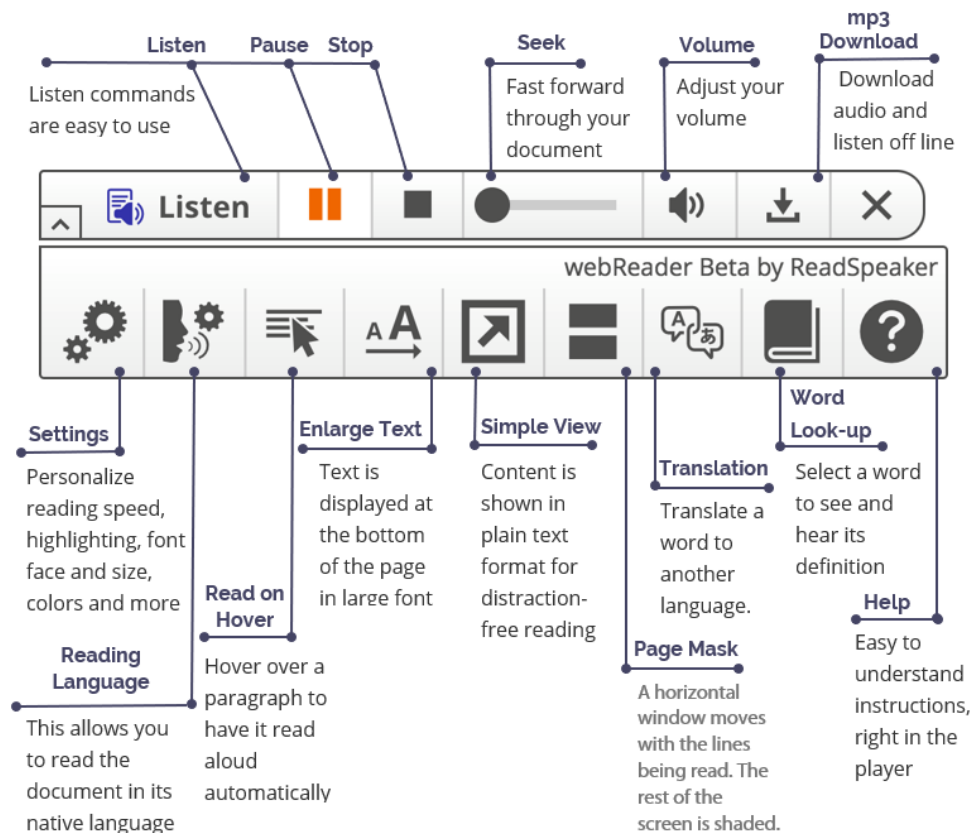


# Tool Highlights



















## webReader



## Highlights of webReader

- Fast forward through your streaming document with the Seek tool.
- Adjust the volume and the settings to your preferences. This will need to be done on each device.
- Download the audio for off line listening.
- The Read on Hover tool allows you to move your cursor down the page highlighting paragraphs to be read.
- The Enlarge Text tool shows the magnified text at the bottom of the page for those with lower vision or who are distracted readers.
- For the distracted reader, the Simple View tool (removes decorative images), or the Page Mask tool will be good options.
- Don't know a word? Translate it to a different language with the Translation tool or look it up in the dictionary option called Word Lookup.

# TextAid

	← Collapse or expand menu
 Listen	← Listen to composed text, pasted text, or library
 Stop	← Stop the player
 New text	← Open a new document to paste in or to type text
 Library	← Upload documents into the library for current or future
 Save	← Save text to the library
 Download as mp3	← Download the audio file for listening off line
 Tools	← The page mask, reading ruler, or talking calculator are accessibility tools.
 Annotations	← Mark up and save or print your annotated document
 Highlighter	← Mark up and collect highlights to summarize your
 Writing assistance	← Listen to letters, words, or sentences while you type
 Translation	← Translate complete text document to a different
 Image to text	← Convert images to text (Great for “picture notes”)
 Web reading	← Read the web from an internet browser
 Voice settings	← Adjust the voice speed and language
 Text settings	← Adjust text font, size, color and more
 Highlighting settings	← Change highlighter colors
 Document reading	← Change reading selection settings

## Highlights of TextAid

- Use the bookmarklet or browser extension for reading webpages.
- Do your research and mark up each document with the citation. Then, highlight and summarize each document’s highlights using the collection tool.
- Proof listen to your paper before going to tutoring.
- Convert your notes from your cell phone into editable text.
- Dictate information using the Dictation tool.